

# ARCADE



# A COMMUNITY THAT IS DIVERSE & DESIGNED

be part of a community that is diverse in nature with a development of various residential and commercial spaces and an ecosystem that is rich in potential.+

ARCADE







EVERY BUSINESS  
IS IMPORTANT!  
design for maximum frontage & visibility!



# GOD IS IN THE DETAILS

open café & community spaces for recharging from a busy day at business!

ARCADE







# CONVENIENCE IS THE KEY!

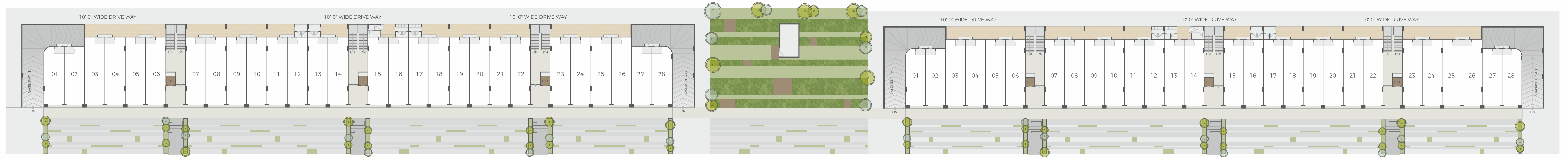
ample parking spaces for the visitors for their  
comfort and convenience!








SITE PLAN



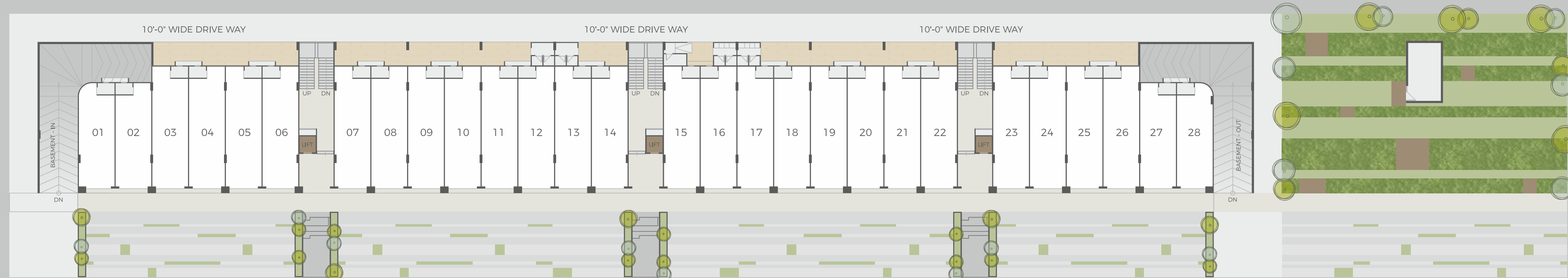
BLOCK : A

BLOCK : B

# ARCADE BLOCK : A




GROUND  
FLOOR



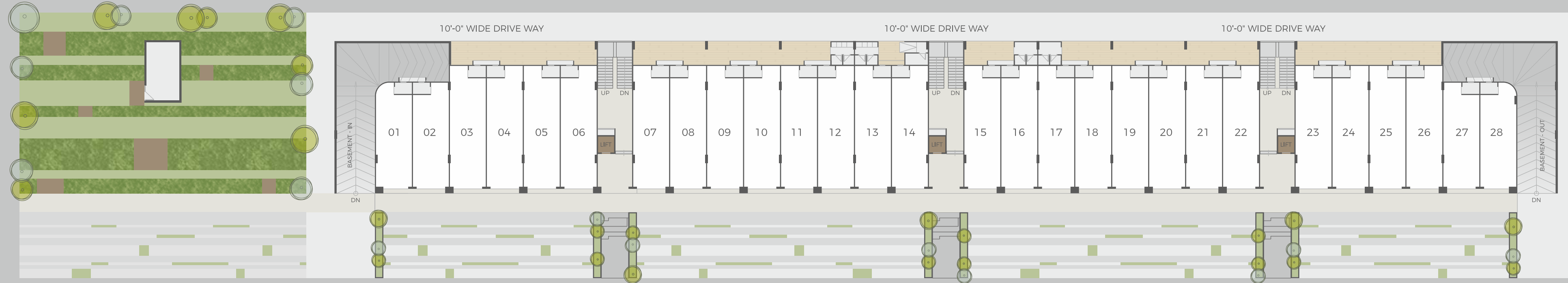
SHOP NO.	AREA	SUPER BUILT-UP
A1	12'6" X 37'0"	835 SQ.FT.
A2	12'6" X 37'0"	831 SQ.FT.
A3	12'6" X 42'10"	963 SQ.FT.
A4	12'6" X 42'10"	961 SQ.FT.
A5	12'6" X 42'10"	961 SQ.FT.
A6	12'6" X 42'10"	966 SQ.FT.
A7	12'6" X 42'10"	970 SQ.FT.
A8	12'6" X 42'10"	961 SQ.FT.
A9	12'6" X 42'10"	961 SQ.FT.
A10	12'6" X 42'10"	961 SQ.FT.
A11	12'6" X 42'10"	961 SQ.FT.
A12	12'6" X 42'10"	961 SQ.FT.
A13	12'6" X 42'10"	961 SQ.FT.
A14	12'6" X 42'10"	970 SQ.FT.
A15	12'6" X 42'10"	966 SQ.FT.
A16	12'6" X 42'10"	961 SQ.FT.
A17	12'6" X 42'10"	961 SQ.FT.
A18	12'6" X 42'10"	961 SQ.FT.
A19	12'6" X 42'10"	961 SQ.FT.
A20	12'6" X 42'10"	961 SQ.FT.
A21	12'6" X 42'10"	961 SQ.FT.
A22	12'6" X 42'10"	970 SQ.FT.
A23	12'6" X 42'10"	966 SQ.FT.
A24	12'6" X 42'10"	961 SQ.FT.
A25	12'6" X 42'10"	961 SQ.FT.
A26	12'6" X 42'10"	961 SQ.FT.
A27	12'6" X 37'0"	831 SQ.FT.
A28	12'6" X 37'0"	835 SQ.FT.



# ARCADE BLOCK : B




GROUND  
FLOOR



SHOP NO.	AREA	SUPER BUILT-UP
B1	12'6" X 37'0"	835 SQ.FT.
B2	12'6" X 37'0"	831 SQ.FT.
B3	12'6" X 42'10"	963 SQ.FT.
B4	12'6" X 42'10"	961 SQ.FT.
B5	12'6" X 42'10"	961 SQ.FT.
B6	12'6" X 42'10"	966 SQ.FT.
B7	12'6" X 42'10"	970 SQ.FT.
B8	12'6" X 42'10"	961 SQ.FT.
B9	12'6" X 42'10"	961 SQ.FT.
B10	12'6" X 42'10"	961 SQ.FT.
B11	12'6" X 42'10"	961 SQ.FT.
B12	12'6" X 42'10"	961 SQ.FT.
B13	12'6" X 42'10"	961 SQ.FT.
B14	12'6" X 42'10"	966 SQ.FT.
B15	12'6" X 42'10"	970 SQ.FT.
B16	12'6" X 42'10"	961 SQ.FT.
B17	12'6" X 42'10"	961 SQ.FT.
B18	12'6" X 42'10"	961 SQ.FT.
B19	12'6" X 42'10"	961 SQ.FT.
B20	12'6" X 42'10"	961 SQ.FT.
B21	12'6" X 42'10"	961 SQ.FT.
B22	12'6" X 42'10"	970 SQ.FT.
B23	12'6" X 42'10"	966 SQ.FT.
B24	12'6" X 42'10"	961 SQ.FT.
B25	12'6" X 42'10"	961 SQ.FT.
B26	12'6" X 42'10"	961 SQ.FT.
B27	12'6" X 37'0"	831 SQ.FT.
B28	12'6" X 37'0"	835 SQ.FT.



# ARCADE BLOCK : A




FIRST & SECOND  
FLOOR



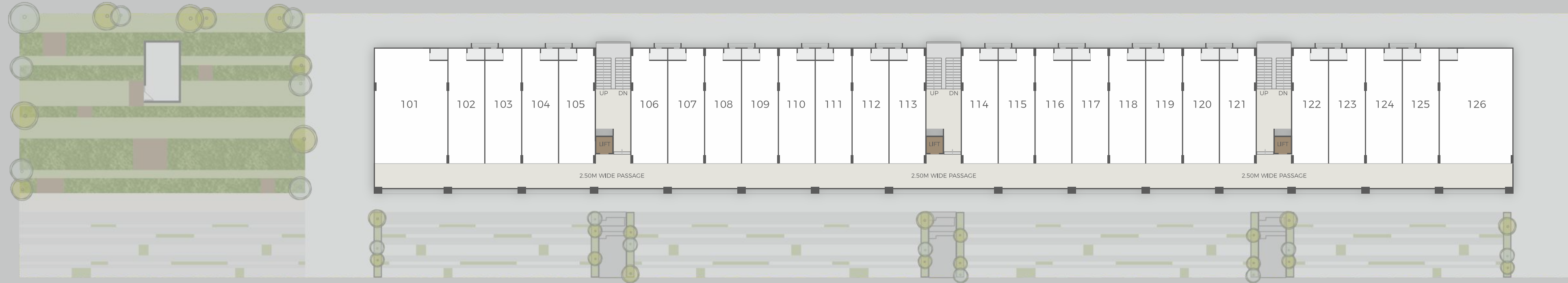
SHOP NO.	AREA	SUPER BUILT-UP
A101	25'5" X 40'2"	1818 SQ.FT.
A102	12'6" X 40'2"	902 SQ.FT.
A103	12'6" X 40'2"	902 SQ.FT.
A104	12'6" X 40'2"	902 SQ.FT.
A105	12'6" X 40'2"	900 SQ.FT.
A106	12'6" X 40'2"	905 SQ.FT.
A107	12'6" X 40'2"	902 SQ.FT.
A108	12'6" X 40'2"	902 SQ.FT.
A109	12'6" X 40'2"	902 SQ.FT.
A110	12'6" X 40'2"	902 SQ.FT.
A111	12'6" X 40'2"	902 SQ.FT.
A112	12'6" X 40'2"	902 SQ.FT.
A113	12'6" X 40'2"	905 SQ.FT.
A114	12'6" X 40'2"	900 SQ.FT.
A115	12'6" X 40'2"	902 SQ.FT.
A116	12'6" X 40'2"	902 SQ.FT.
A117	12'6" X 40'2"	902 SQ.FT.
A118	12'6" X 40'2"	902 SQ.FT.
A119	12'6" X 40'2"	902 SQ.FT.
A120	12'6" X 40'2"	902 SQ.FT.
A121	12'6" X 40'2"	905 SQ.FT.
A122	12'6" X 40'2"	900 SQ.FT.
A123	12'6" X 40'2"	902 SQ.FT.
A124	12'6" X 40'2"	902 SQ.FT.
A125	12'6" X 40'2"	902 SQ.FT.
A126	25'5" X 40'2"	1818 SQ.FT.



# ARCADE BLOCK : B



FIRST & SECOND  
FLOOR



SHOP NO.	AREA	SUPER BUILT-UP
B101	25'5" X 40'2"	1818 SQ.FT.
B102	12'6" X 40'2"	902 SQ.FT.
B103	12'6" X 40'2"	902 SQ.FT.
B104	12'6" X 40'2"	902 SQ.FT.
B105	12'6" X 40'2"	900 SQ.FT.
B106	12'6" X 40'2"	905 SQ.FT.
B107	12'6" X 40'2"	902 SQ.FT.
B108	12'6" X 40'2"	902 SQ.FT.
B109	12'6" X 40'2"	902 SQ.FT.
B110	12'6" X 40'2"	902 SQ.FT.
B111	12'6" X 40'2"	902 SQ.FT.
B112	12'6" X 40'2"	902 SQ.FT.
B113	12'6" X 40'2"	900 SQ.FT.
B114	12'6" X 40'2"	905 SQ.FT.
B115	12'6" X 40'2"	902 SQ.FT.
B116	12'6" X 40'2"	902 SQ.FT.
B117	12'6" X 40'2"	902 SQ.FT.
B118	12'6" X 40'2"	902 SQ.FT.
B119	12'6" X 40'2"	902 SQ.FT.
B120	12'6" X 40'2"	902 SQ.FT.
B121	12'6" X 40'2"	905 SQ.FT.
B122	12'6" X 40'2"	900 SQ.FT.
B123	12'6" X 40'2"	902 SQ.FT.
B124	12'6" X 40'2"	902 SQ.FT.
B125	12'6" X 40'2"	902 SQ.FT.
B126	25'5" X 40'2"	1818 SQ.FT.



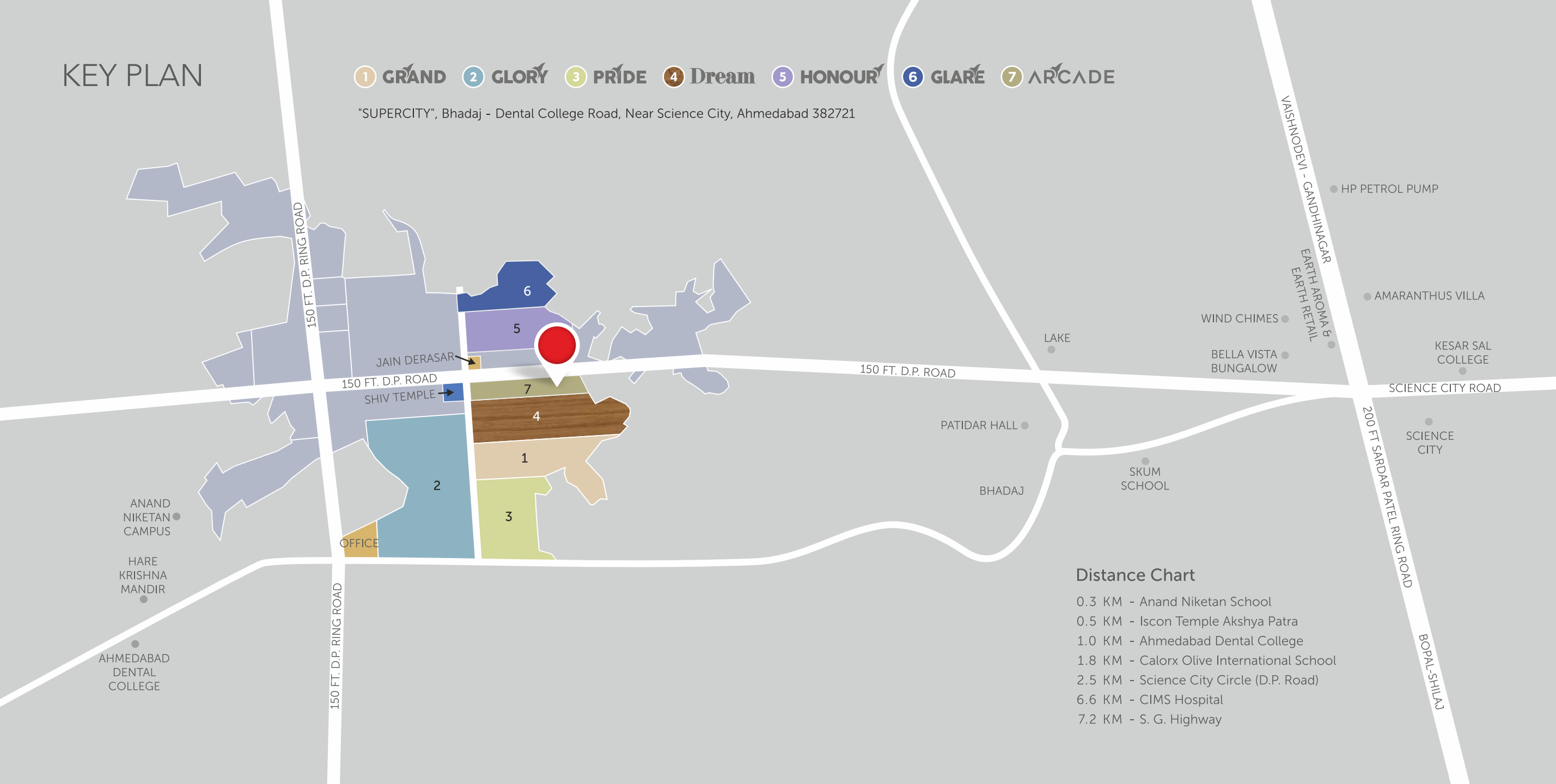
ARCADE



KEY PLAN

- 1 GRAND
- 2 GLORY
- 3 PRIDE
- 4 Dream
- 5 HONOUR
- 6 GLARÉ
- 7 ARCADE

"SUPERCITY", Bhadaj - Dental College Road, Near Science City, Ahmedabad 382721



Distance Chart

- 0.3 KM - Anand Niketan School
- 0.5 KM - Iscon Temple Akshya Patra
- 1.0 KM - Ahmedabad Dental College
- 1.8 KM - Calorx Olive International School
- 2.5 KM - Science City Circle (D.P. Road)
- 6.6 KM - CIMS Hospital
- 7.2 KM - S. G. Highway





PROJECT BY SHRINIVAS ORGANISORS PRIVATE LIMITED

contact@supercityproject.com  
+91 90999 77909

www.supercitylife.com

**Disclaimer:**

Within the permissible law the developers reserve the right to change or revise the scheme or any other details at their sole discretion.

Commencement and timely execution of the project is subject to all necessary approvals from relevant government authorities.

Government levies like stamp duty, registration charges and other legal expenses like AUDA, GEB charges, GST etc. are to be borne by the purchaser.

The brochure is not to be treated as part of the legal document it is only for easy viewing and understanding of the project.

The dimensions shown in the brochure are approximate.

[www.gujrera.gujarat.gov.in](http://www.gujrera.gujarat.gov.in)

RERA Number : PR/GJ/GANDHINAGAR/KALOL/AUDA/CAA05629/010719